

Walking + Biking = Healthy Kids

A few ideas to help you enjoy walking or biking to school.

- Always follow the rules of the road. Talk about why traffic safety is important. Wear a helmet when riding a bike, and be sure it fits correctly.
- Practice stopping at intersections, looking left, right, front and behind, listening for traffic, and making eye contact with drivers.
- Find all the traffic signs and roadway markings on your route. Talk about what these words and symbols mean.
- Look at people walking, bicycling, driving and riding in cars.
- Parents - talk to your child about ways to avoid or minimize dangers along the route, what to do at driveways, or near parked cars, etc.
- Look around – get to know your neighborhood – the people, buildings, animals, landscaping, etc. on your route.
- Parents should determine a child's readiness and the safest route for walking and bicycling to/from school. The routes identified in the map are suggested routes selected based upon bicycle and pedestrian amenities in the area. The location of traffic control devices and roadway conditions may change, so parents should continually review the route with their children.

Source: California's Safe Routes to Schools Initiative

Need a helmet?

San Benito County Public Health Division offers helmets to low-income families.

Find out more by calling
831.637.5367

Council of San Benito County Governments

831.637.7665

Email: info@sanbenitocog.org

www.SanBenitoRideshare.org

California's Safe Routes to Schools Initiative

Toll Free: 1-888-393-0353

Web: www.dhs.ca.gov/routes2school

SAN BENITO COUNTY

Safe Routes TO SCHOOL












San Benito
High School

San Benito County Safe Routes to Schools are funded by:





-  School
-  Suggested Route
-  Bicycle Lane
-  Railroad
-  Traffic Signal
-  All-way Stop
-  Stop Sign
-  Crosswalk
-  County Express Bus Stop

BICYCLE RIDING TIPS

1. Wear a properly fitted bicycle helmet
2. Check your bicycle equipment regularly
3. Travel in the same direction as vehicles
4. Obey all traffic signs and signals
5. Walk your bicycle across busy streets
6. Avoid riding your bicycle at night

San Benito High School

SUGGESTED WALKING & BICYCLING ROUTES TO SCHOOL

